




QUARTERLY PHYSICAL REPORT OF OPERATION
As of December 31, 2019

Department : Other Executive Offices
Agency : FILM DEVELOPMENT COUNCIL OF THE PHILIPPINES

Particulars	UACS CODE	Physical Target (Budget Year)					Total	Physical Accomplishment (Budget Year)					Total	Variance	Remarks	
		1st Quarter	2nd Quarter	3rd Quarter	4th Quarter	0%		1st Quarter	2nd Quarter	3rd Quarter	4th Quarter	0%				
1 FILM INDUSTRY PROMOTION AND DEVELOPMENT PROGRAM OO : local films quality upgraded	32010000000000															
Outcome Indicators																
1. Ratio of quality films shown to number of films produced		5/6	5/6	5/6	5/6	5/6	5/6	5/6	5/6	5/6	5/6	5/6	5/6			
2. Percentage of films given awards from those provided assistance		5%	5%	10%	5%	25%	5%	5%	10%	5%	25%	5%	25%			
3. Percentage increase in film workers provided employment over previous year		1%	1%	3%	2%	7%	1%	1%	3%	2%	7%	1%	7%			
Output Indicators																
1. Percentage of local films which applied for Charisma Evaluation Board (CEB) granting		85%	85%	85%	85%	85%	85%	85%	85%	85%	85%	85%	85%			
2. Percentage of films Graded 'A' or 'B' within the prescribed period		85%	85%	85%	85%	85%	85%	85%	85%	85%	85%	85%	85%			
3. Percentage of stakeholders who rate the promotional events as good or better		92%	92%	92%	92%	92%	92%	92%	92%	92%	92%	92%	92%			
FILM HERITAGE PRESERVATION PROGRAM OO : Film heritage preserved and protected	32010000000000															
Outcome Indicators																
1. Percentage of growth in archives holdings		2%	0%	3%	0%	5%	0%	0%	0%	0%	0%	0%	0%			
2. Percentage of recoverable films made available for public viewing		0.5%	0.5%	0.5%	0.5%	0.5%	0.5%	0.5%	0.5%	0.5%	0.5%	0.5%	0.5%			
3. Percentage of persons viewing the preserved films who rate the quality of the preservation as good or better		96%	96%	96%	96%	96%	96%	96%	96%	96%	96%	96%	96%			
Output Indicators																
1. Number and percentage of films evaluated and considered for restoration		1% of 25,500	1% of 25,500	1% of 25,500	0% of 25,500	785	0.0%	0.5%	1%	0.5%	510	0.5%	510			
2. Number of audio-visual elements deposited and managed in the Archives		25,286	25,541	25,798	25,798	25,500	0	0	3,259	-5,057	23,171					decrease in Archive holdings is attributed to the disposed Audio Visual elements which were no longer acceptable for preservation
3. Number of films restored		0	1	0	0	1	0	0	0	1	1					

Prepared By: 
JOSEPH CARLOS P. PASION
Supervising Administrative Officer
Date:

In coordination with:

RIA ANNE S. RUBIA
OIC, Executive Director III
Date:

Approved By: 
MARY LIZA B. DINCO
Head of Agency
Date: